


Crimping Neptune Terminals


Crimping Signal Terminals with TOL-014



1. ITT Cannon Crimp tool used for signal terminals wire and terminal.



2. Strip and twist the wire.




2. Fold over the stripped wire.



4. Insert terminal into crimps as shown with terminal crimp section level with front of the crimp tool.



5. Another view




6. Insert wire into terminal




7. Finished crimp should look like this.


Crimping Power Terminals with TOL-001



1. Strip the wire.



2. Place terminal into crimp tool.



3. The front of the crimp section should line up with the front edge of the crimp tool.



5. Another View.



6. Insert the wire into the terminal.



7. The finished crimped terminal.