

Ref. No.	Part No.	Name of Part
	3202A00220	Standard Parts Assembly complete:
3	3065D06650	Piston
4	3065C00051	Rifle Nut
5	3202F00011	Cylinder
6	3202B00160	Connector (blowing)
7	902010580	Dowel (7/32 in x 3/8 in long, Groverlock)
8	3020B00370	Washer
9	3201B00100	Plug (back head)
10	1002B06950	Washer
11	3201B00120	Seal - Tube
12	3202C00051	Collector (lubrication)
+*	915002057	'O' Ring (3 1/8 in i.d. x 3 1/4 in o.d.)
13	3202B00170	Connector (lubrication)
14	3202C00110	Back End - Valve Chest
15	3202C00090	Valve Chest
16	3202B00080	Valve
17	3202B00100	Front End - Valve Chest
19	3202C00070	Ratchet Ring
20	3065C00560	Pawl (Ratchet) - 4 off
21	3059B00221	Spring - 4 off
22	3059B00230	Plunger - 4 off
*	902001702	Dowel Pin - 5/16 in x 3/4 in
*	3500B08290	Plug - 2 off
18	3065C00550	Rifle Bar
	3202A00230	Back Head Assembly comprising:
23	3182B00600	Air Swivel Stem and Nut
24	3202B00330	Spring - Tumbler
25	3202F00131	Back Head with Tumbler
26	3202C00540	Handle - Tumbler
27	910009016	Washer (7/16 in shakeproof)
28	3181B00200	Bolt - Tumbler Handle
29	912001014	Nut (5/16 in UNF)
30	3048B00591	Plunger
31	3048B00580	Spring
32	905002001	Plug (1/8 in BSP taper, hex socket)
33	3005B00200	Nut - Side Rod - 2 off
34	3061B00770	Side Rod - 2 off

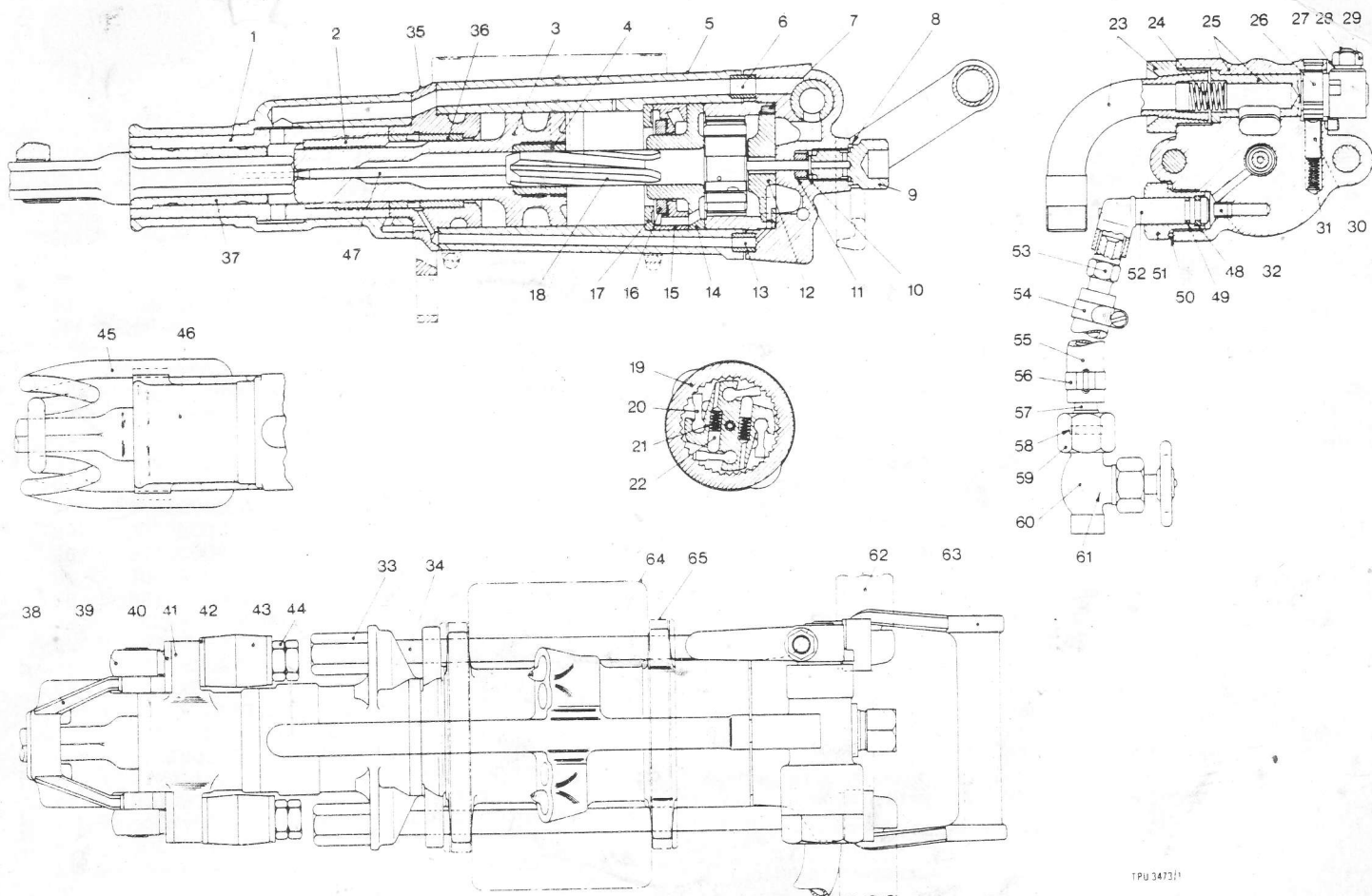
Ref. No.	Part No.	Name of Part
		<b>For Standard Cylinder Washer</b>
35	3202B00190	Cylinder Washer Assembly:
	3202D00020	Cylinder Washer
	3202B00240	Liner - Cylinder Washer
36	3202B00030	Cylinder Washer Liner
		<b>For Airleg Mount Cylinder Washer</b>
35	3202B00280	Cylinder Washer Assembly:
	3202D00270	Cylinder Washer
	3202B00240	Liner - Cylinder Washer
36	3202B00030	Cylinder Washer Liner
		<b>Front Cover Assembly complete:</b>
1	3065D01080	Chuck
2	3065B01091	Guide Nut
37	3065K06223	Chuck Bush
38	3065C00441	Retainer 7/8 in hex x 4 1/4 in shank
39	3202B00970	Eye Bolt - Retainer - 2 off
40	3065C00470	Guide Washer - Retainer - 2 off
41	3202D00930	Front Cover
42	910002010	Washer - 4 off
43	3202B00980	Rubber - Retainer - 2 off
44	912003017	Lock Nut (5/8 in UNF) - 4 off

Items listed below are no longer standard parts, and retained for spares purposes only.

1 in Hex x 4 1/4 in shank		
37	3065C02261	Chuck Bush
38	3065C00431	Retainer

\* Not illustrated

+ Nitrile rubber hardness 73° BS



Ref. No.	Part No.	Name of Part
<b>For Wet Machine</b>		
47	3061B01120	Water Tube
—	3202A00211	Water Inlet Swivel Assembly comp.:
48	3210B00750	Split Ring - 2 off
49 +	915001112	'O' Ring (1/2 in i.d. x 0.103 in Section)
50	3182B00190	Washer
51	3201B00181	Nut
52	3210B00740	Swivel
53	3079B00051	Hese Stem
—	3224A00860	Hose Assembly comprising:
54	98150/5002	Band Clip
55	98315/5166/0030	Hose (13 mm bore x 0.3 m long)
56	98150/5002	Band Clip
57	3079B00041	Tail End
58	3117C00550	Washer
59	3079B00020	Union Nut
60	3137C00900	Water Cock Assembly including:
61	3081C00010	Body - Valve
	3081B00120	Valve

<b>For Dry Machine</b>		
47	3065B02590	Tube - constant blowing
*	3020B00230	Plug

<b>For 'D' Handle</b>		
63	3065D00491	'D' Handle (Off set, for airleg mounted machine)

<b>For Muffled Machine</b>		
—	3202A01140	Muffler Group comprising:
64	3202F00200	Muffler
65	95370/0019	Clip - 2 off

\* Not illustrated

+ Nitrile rubber hardness 73° BS

Items listed below are no longer standard parts, and retained for spares purposes only.

Ref. No.	Part No.	Name of Part
<b>For Rock Bolting Machine (Non-standard build)</b>		
<b>1 in 40 Rotation</b>		
3	3204D00330	Piston
4	3204B00320	Rifle Nut
18	3204C00311	Rifle Bar

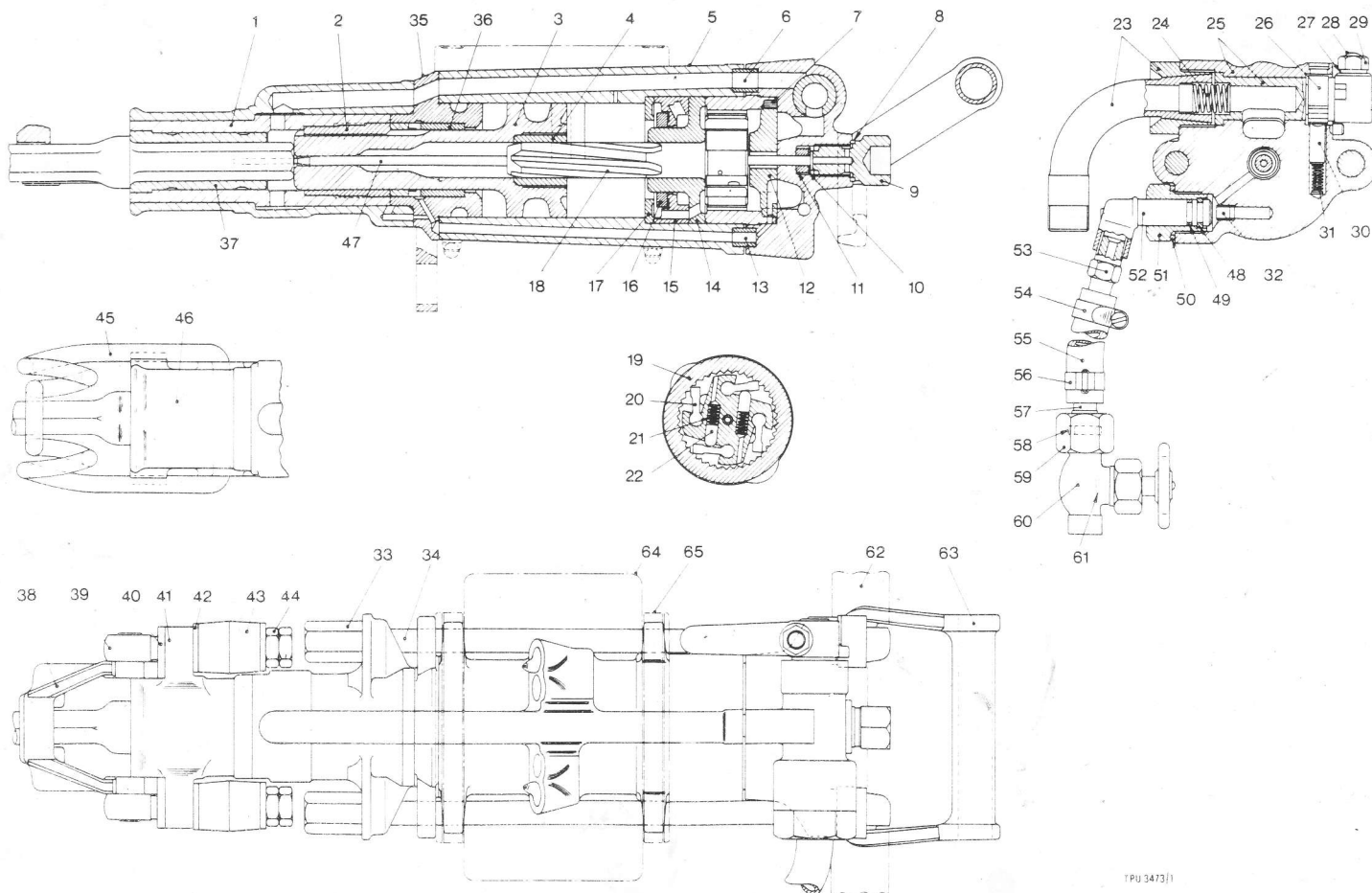
<b>For Wire Retainer</b>		
37	3065K06223	Chuck Bush
45	3065C01540	Retainer 7/8 in Hex x 4 1/4 in shank
37	3065C01431	Chuck Bush
45	3065C06290	Retainer 7/8 in Hex x 6 1/4 in shank
46	3202D00140	Front Cover
*	3065B01530	Bush - Retainer - 2 off

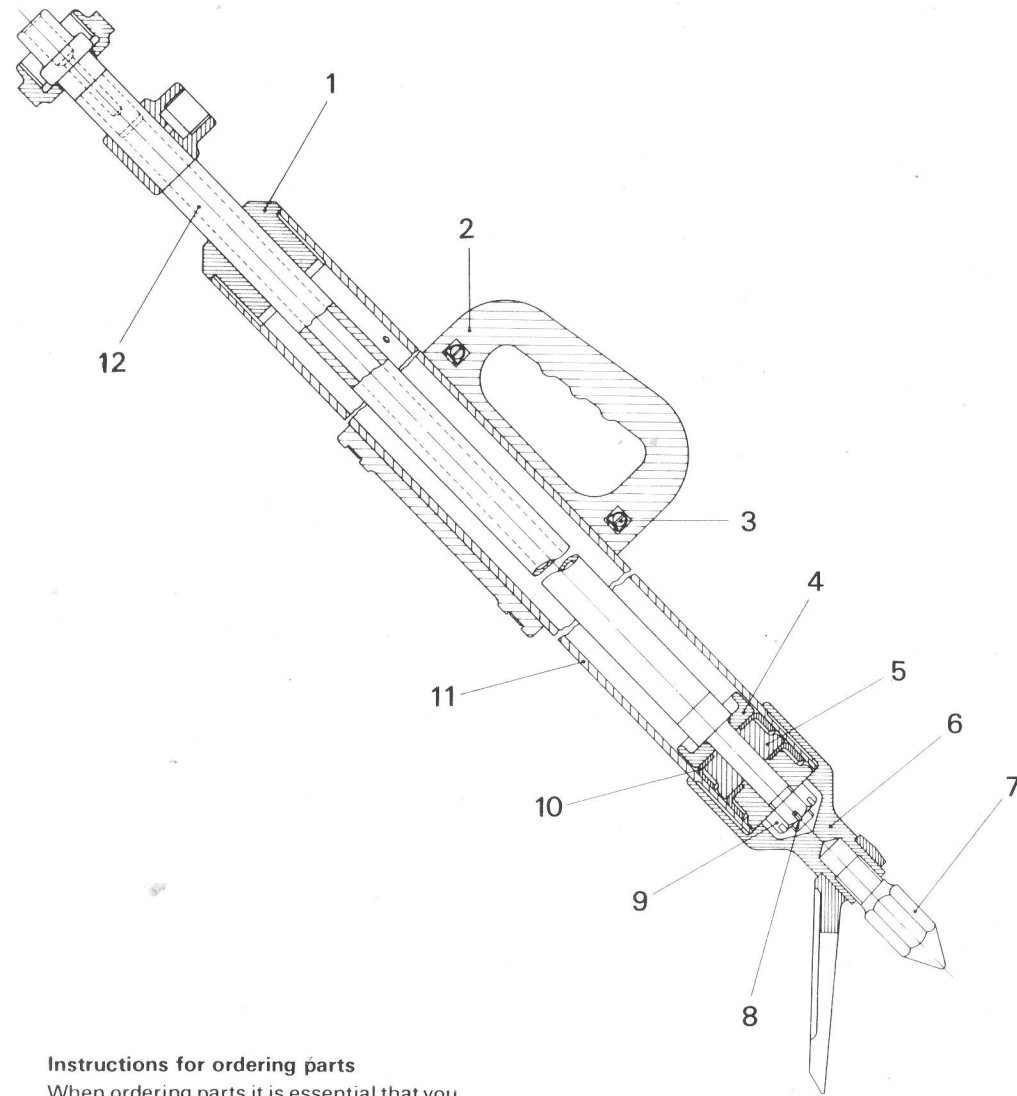
<b>For Bar Handle</b>		
62	3061A02540	Bar Handle Assembly comprising:
—	3061D00130	Bar Handle
—	3021B00020	Grip - 2 off
*	3202B00400	Choke - Tumbler (for hand held machine)

**Instructions for ordering parts**

- When ordering parts it is essential that you
- (1) Quote the **Part Number, Part Name** and **number of parts**
  - (2) Give the **Serial Number** and **type of machine**.
  - (3) Specify how shipment is to be made.

L12333/2



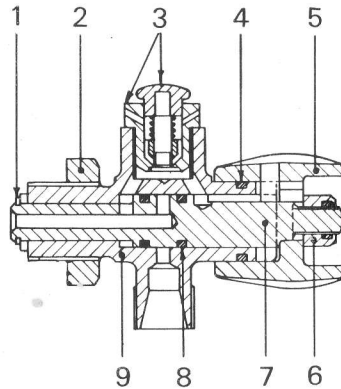
2<sup>3</sup>/<sub>8</sub> INCH BORE x 52 INCH FEED

Ref. No.	Part No.	Name of Part
—	<b>3038F05082</b>	<b>Airleg Group (Alloy Cylinder)</b>
1	3046B00800	Guide Cap - Cylinder
2	3038F05700	Lifting Handle
3	920001012	Clip - Handle (2 off)
4	3046B00901	Washer (Front)
5	3046B00911	Washer (Rear) (2 off)
6	3046C00840	End Cap and Sprag
7	3046B0086	Spike
8	902005471	Split Pin ( <sup>5</sup> / <sub>32</sub> in dia x 1 <sup>3</sup> / <sub>8</sub> in long)
9	912007018	Nut ( <sup>3</sup> / <sub>4</sub> in UNF) - Piston Rod
10	3076B00581	Packing - Piston (2 off)
11	3046C00820	Cylinder
12	3046C02170	Piston Rod
—	<b>3038F05371</b>	<b>Airleg Group (Steel Cylinder)</b>
		as 3038F05082 except:
11	3046B02010	Cylinder

**Instructions for ordering parts**

When ordering parts it is essential that you

- (1) Quote the **Part Number, Part Name** and **number of parts** required.
- (2) Give the **Serial Number** and **Type of machine**.
- (3) Specify how shipment is to be made.



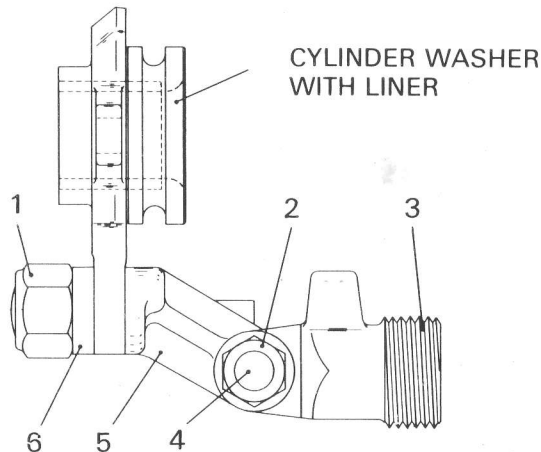
## CONTROL VALVE

Ref. No.	Part No.	Name of Part
—	<b>3038C05990</b>	<b>Control Valve Group</b>
	3038C02670	Lock Bush
2	3038C01400	Lock Nut
3	3038B01221	Push Button
+4	915001118	Seal ( $\frac{7}{8}$ in i.d. x $1\frac{1}{16}$ in o.d.) - Handle
5	3038C01761	Handle
6	912150013	Nut ( $\frac{3}{8}$ in UNF, nyloc)
7	—	Tumbler
+8	915001112	Seal ( $\frac{1}{2}$ in i.d. x $1\frac{1}{16}$ in o.d.) - Tumbler (2 off)
9	—	Body

+ Nitrile rubber hardness 73° B.S.

Note: Item Nos. 7 and 9 are available only as a matched pair: Part No. 3038C05970.

## CYLINDER WASHER MOUNTS FOR AIRLEGS



Ref. No.	Part No.	Name of Part
—	<b>3065C06170</b>	<b>Cylinder Washer Mount Assembly for Silver 70, 900H and 303H</b>
1	912150020	Nut (1 in UNF)
2	912003018	Nut ( $\frac{3}{4}$ in UNF) (2 off)
3	3038C02092	Swivel Head (6 t.p.i. whit, truncated)
4	3038B02110	Bolt - Swivel Head Link
5	3065C05250	Link (Connector)
6	3065B05260	Gland - Connector Link
*	902011002	Pin ( $\frac{5}{16}$ in dia x $1\frac{1}{4}$ in long, spirol) (2 off)
—	<b>3202A00700</b>	<b>Cylinder Washer Mount Assembly as 3065C06170 assembly except:</b>
3	3038C05890	Swivel Head (4 tpi, reverse buttress)

\* Not illustrated

## Instructions for ordering parts

When ordering parts it is essential that you

- (1) Quote the **Part Number**, **Part Name** and **number of parts** required.
- (2) Give the **Serial Number** and **Type of machine**.
- (3) Specify how shipment is to be made.