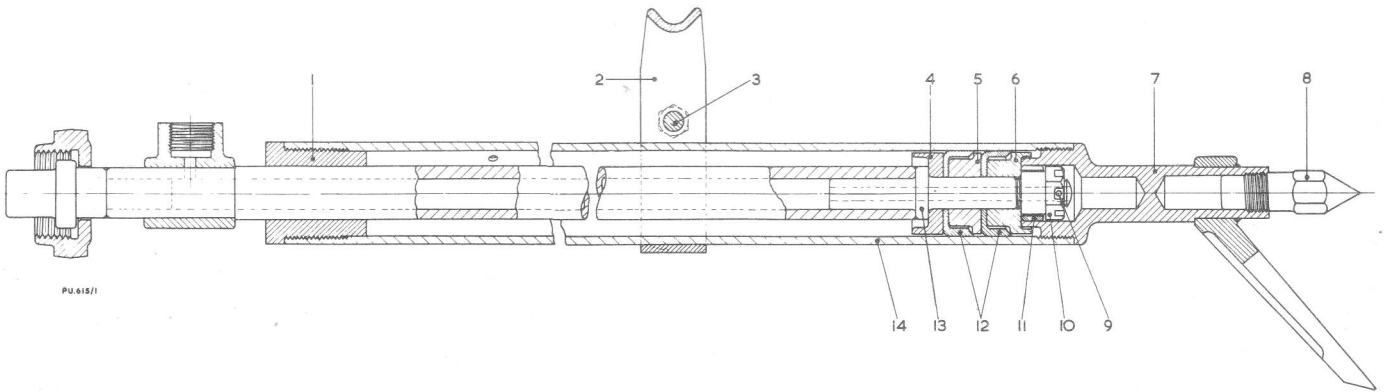


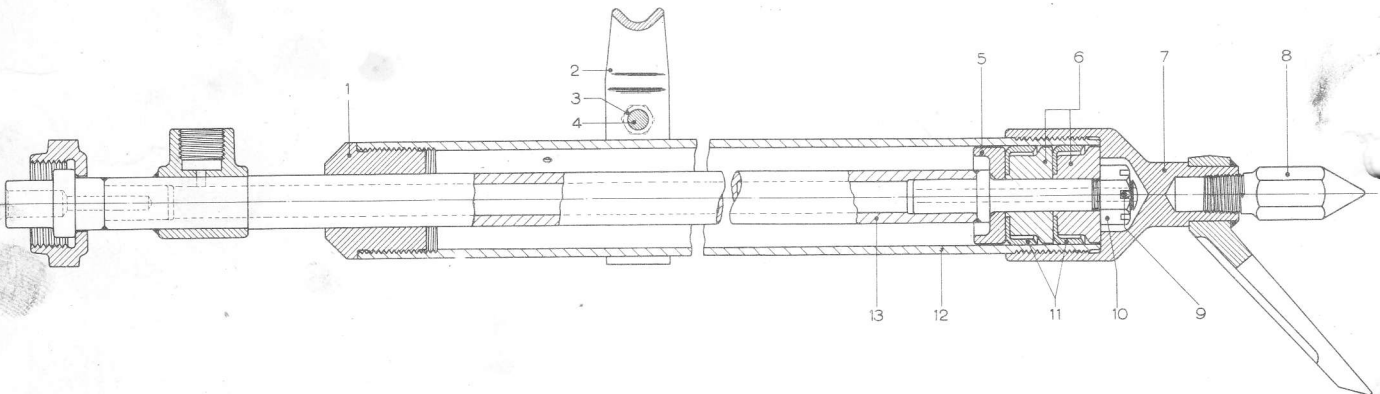
2 INCH BORE x 52 INCH FEED



Ref. No.	Part No.	Name of Part	Qty.	Ref. No.	Part No.	Name of Part	Qty.
—	3038 F 05121	Airleg Group (Alloy Cylinder)	1	10	3038 B 04990	Nut - Piston	1
1	3038 C 01470	Front End - Cylinder	1	11	3038 B 00210	Ring (Retaining) - Piston	1
2	3038 C 01711	Lifting Handle (with item 3)	1	* 12	3038 B 05061	Packing - Piston	2
	913001066	Bolt (3/8 in U.N.F. x 1 3/8 in long)	1		3038 B 04660	Washer - Piston Packing	2
3	912001013	Nut (3/8 in U.N.F.)	1	13	3038 D 01611	Piston Rod	1
4	3038 B 00170	Washer (Front)	1	14	3038 D 01490	Cylinder	1
5	3038 B 00180	Washer (Centre)	1				
6	3038 B 00190	Washer (Rear)	1				
7	3038 C 05050	Back End and Sprag - Cylinder	1	—	3038 F 05400	Airleg Group (Steel Cylinder)	1
8	3046 B 00860	Spike	1			as 3038 F 05121 Group except:	
9	902005471	Split Pin (5/32 in dia x 1 3/8 in long)	1	1	3038 C 01470	Not required	
				14	3038 C 05420	Cylinder	1

* Packing supplied with Washer

2 3/8 INCH BORE x 52 INCH AND 36 INCH FEED

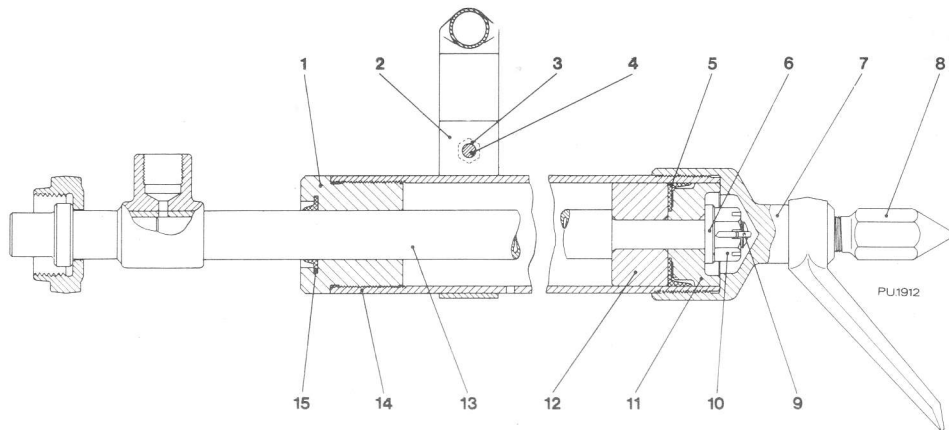


PU1362

Ref. No.	Part No.	Name of Part	Qty.	Ref. No.	Part No.	Name of Part	Qty.
—	3038 F 05081	Airleg Group - 52 in Feed (Alloy Cylinder)	1	—	3038 F 05101	Airleg Group - 36 in Feed (Alloy Cylinder)	1
1	3046 B 00800	Guide Cap - Cylinder	1			as 3038 F 05081 Group except:	
2	3038 F 05700	Lifting Handle (not as illustrated)	1	12	3046 C 00810	Cylinder	1
3	Deleted			13	3046 D 01281	Piston Rod	1
4	Deleted						
*	920001012	Clip - Handle	2	—	3038 F 05370	Airleg Group - 52 in Feed (Steel Cylinder)	1
5	3046 B 00901	Washer (Front)	1			as 3038 F 05081 Group except:	
6	3046 B 00911	Washer (Rear)	2			Cylinder	1
7	3046 C 00840	End Cap and Sprag	1	12	3046 B 02010	Cylinder	1
8	3046 B 00860	Spike	1				
9	902005471	Split Pin (5/32 in dia x 1 3/8 in long)	1	—	3038 F 05380	Airleg Group - 36 in Feed (Steel Cylinder)	1
10	912106018	Nut (3/4 in B.S.F.) - Piston Rod	1			as 3038 F 05081 Group except:	
11	3076 B 00581	Packing - Piston	2	12	3046 C 02000	Cylinder	1
12	3046 C 00820	Cylinder	1	13	3046 D 01281	Piston Rod	1
13	3046 D 01141	Piston Rod	1				

* Not illustrated

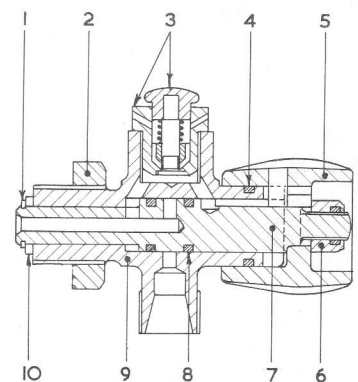
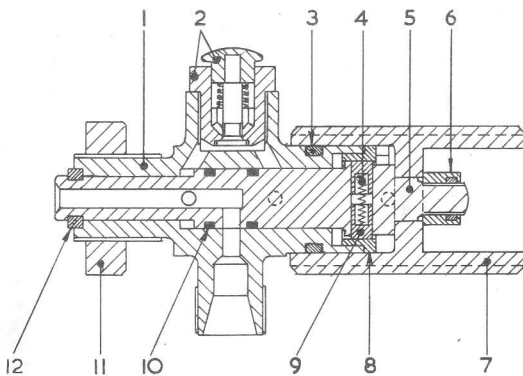
2 5/8 INCH BORE x 52 INCH FEED



Ref. No.	Part No.	Name of Part	Qty.	Ref. No.	Part No.	Name of Part	Qty.
—	3038 D 05510	Airleg Group	1	9	902005471	Split Pin (5/32 in dia x 1 3/8 in long)	1
1	3055 C 02260	Guide Cap	1	10	912106018	Nut (3/4 in B.S.F.) - Piston Rod	1
2	3055 F 02360	Lifting Handle (not as illustrated)	1	11	3055 C 01511	Washer (Rear Packing) - Piston Rod	1
3	Deleted			12	3055 B 02280	Washer (Front Packing) - Piston Rod	1
4	Deleted			13	3046 D 01141	Piston Rod	1
*	920001013	Clip - Handle	2	14	3055 C 02250	Cylinder	1
5	3055 B 01440	Packing - Piston	1	15	3055 B 01450	Seal	1
6	1089 B 13780	Washer - Piston Rod Nut	1				
7	3055 C 02270	End Cap and Sprag	1				
8	3046 B 00860	Spike	1				

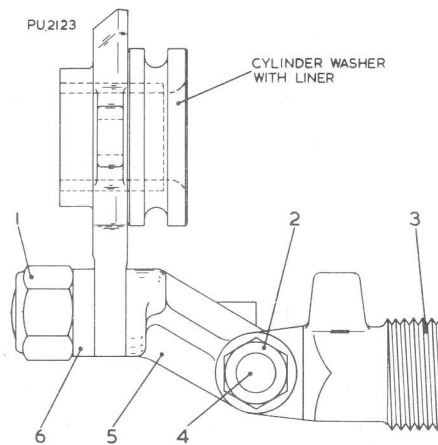
* Not illustrated

CONTROL VALVES



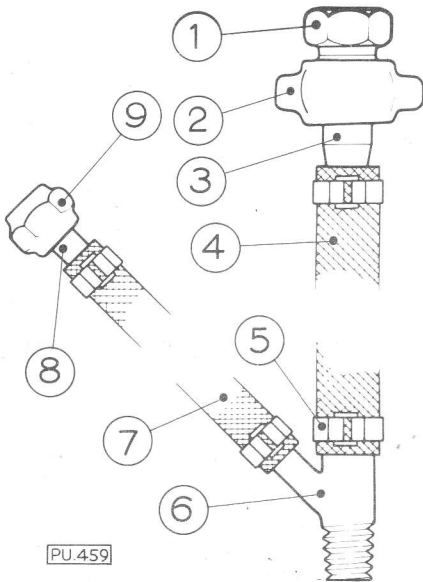
Ref. No.	Part No.	Name of Part	Qty.	Ref. No.	Part No.	Name of Part	Qty.
—	3038 C 02681	Control Valve (Ratchet) Group	1	—	3038 C 05040	Control Valve Group	1
1	3038 C 02632	Body	1	1	917003006	Circlip	1
2	3038 B 01220	Push Button	1	2	3038 C 01400	Lock Nut	1
3	915001214	Seal (1 in i.d. x 1 1/4 in o.d., nitrile rubber hardness 73° B.S.) - Handle	1	3	3038 B 01220	Push Button	1
4	3046 B 00291	Spring	1	4	915001118	Seal (7/8 in i.d. x 1 1/16 in o.d., nitrile rubber hardness 73° B.S.) - Handle	1
5	3038 C 02641	Tumbler	1	5	3038 C 01761	Handle	1
6	912158013	Nut (3/8 in B.S.F., Nyloc)	1	6	912158013	Nut (3/8 in B.S.F., Nyloc)	1
7	3038 C 02651	Handle	1	7	3038 C 01750	Tumbler	1
8	3038 C 02660	Ratchet Ring	1	8	915001112	Seal (1/2 in i.d. x 11/16 in o.d., nitrile rubber hardness 73° B.S.) - Tumbler	2
9	3046 B 01090	Plunger	2	9	3038 C 01740	Body	1
10	915001112	Seal (1/2 in i.d. x 11/16 in o.d., nitrile rubber hardness 73° B.S.) - Tumbler	2	10	3038 C 01770	Washer	1
11	3038 C 01400	Lock Nut	1				
12	3038 C 02670	Lock Bush	1				

CYLINDER WASHER MOUNT FOR AIRLEGS



Ref. No.	Part No.	Name of Part	Qty.
--	3065 C 06170	Cylinder Washer Mount Assembly for SL.9G, Silver 70, 303H and 900H	1
1	912150020	Nut (1 in U.N.F.)	1
2	912003018	Nut (3/4 in U.N.F.)	2
3	3038 C 02092	Swivel Head	1
4	3038 B 02110	Bolt - Swivel Head Link	1
5	3065 C 05250	Link (Connector)	1
6	3065 B 05260	Gland - Connector Link	1

AIR HOSE CONNECTIONS



Ref. No.	Name of Part	Qty.	Complete Hose Assembly	
			3031 B 01750 for SL.9G	3031 A 05470 for Silver 900H & 3031 A 01790 for Silver 70 & 303H
1	Male/Female Connector	1	3031 B 02520	*
2	Union Nut	1	3031 B 02500	3031 B 02500
3	Tail End	1	3031 B 02590	3031 B 02600
4	Machine Hose	1	3031 A 02620	3031 A 02660
5	Clip	4	3031 A 03010	3031 A 03010
6	'Y' Piece	1	3038 C 00671	3038 C 05520
7	Hose (Airleg)	1	3031 A 02700	3031 A 02700
8	Hose Stem (Coned)	1	3111 B 01190	3111 B 01190
9	Union Nut (Airleg)	1	4083 C 00150	4083 C 00150

* Use connector 3031 B 02530 for Silver 900H machine
Use connector 3031 B 02520 for other machines

RECOMMENDED MACHINE/AIRLEG COMBINATIONS

Machine	SL.9G	Silver 303H	Silver 70	Silver 900H
Airleg Bore/Feed (Inches)	2 x 52	2 3/8 x 52 or 2 3/8 x 36	2 3/8 x 52 or 2 3/8 x 36	2 3/8 x 52

Note: These recommendations are applicable to normal drilling conditions and where the air pressure is not less than 80 lb/in² (5.6 kg/cm²). A larger bore airleg can be used where drilling conditions require a higher feed load than normal or where the supply air pressure is low.