

Single –phase welding machine - 140A.  
Portable and ideal for maintenance.  
Easy to use and intuitive with the “SMART” solution.



Perfectly suited to repair work on steel, stainless steel and aluminium.



Portable, weighs only 23.3 kg.



Low current consumption, suitable for use on a domestic 13 Amp power supply.



Takes both **1kg** (100mm) and **5kg** (200mm) wire reels.



**GAS** MIG/MAG for indoor welding  $\varnothing$  wire 0,6 – 0,8 mm  
**NO GAS** NO GAZ for outdoor welding  $\varnothing$  wire fil 0,9 mm



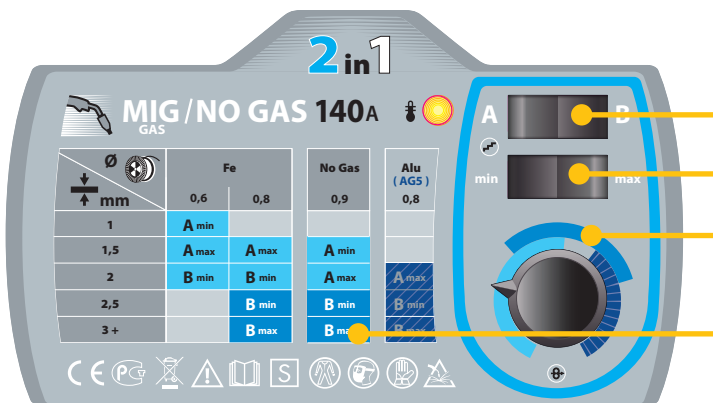
Constant running fan protects unit against overheating.



Earth Clamp and 2.2m EURO torch included.



## Quick and easy set-up





Adjust your welding parameters in few seconds with the intuitive settings.

With the Smartmig, no complicated adjustment.

Thanks to the SMART board, it is easy to adjust the voltage (4 positions) and the wire feeding speed.

Ideal setting indicated, just select:

- Type and diameter of the wire
- Thickness of the metal sheet

50/60hz	-AM-	min▷max	Ømm		Ømm			Electronic Control	équipé d'origine / original equipment / originalausstattung / equipamiento de fabrica		EN60974-1 (40°C)		U <sub>0</sub>	cm/kg	Protected & compatible POWER GENERATOR (+/- 15%)
			GAS	NO GAS	100	200	300		Ø	Ø	I <sub>A</sub> (60%)	X% (12 max)			
230V 1~	13A	40-140A	0.6 0.8	0.9	✓	✓				60A	90A 20%	28>39	24x42x38 / 21	3.5 kVA	